



District Report Card: 2017


State: Himachal Pradesh	District: Hamirpur (h.p.)
Class: 3	Subject: Language
Schools: 61	Students: 674


Participation/Coverage


Students

<div>GENDER</div> <div></div>	Boys		Girls	
	Number	%	Number	%
	336	49.85	338	50.15

<div>AREA</div> <div></div>	Rural		Urban	
	Number	%	Number	%
	617	91.54	57	8.46

<div>CATEGORY</div> <div></div>	SC		ST		OBC		GEN	
	Number	%	Number	%	Number	%	Number	%
	224	33.23	7	1.04	124	18.40	319	47.33

<div>CWSN</div> <div></div>	LD	VI	HI	S&LD	ID	Oth
	0	0	0	1	0	2

<div>Management</div> <div></div>	Government		Government-aided	
	Number	%	Number	%
	674	100.00	0	0.00

Average Performance of Students in Language (%)

Overall	Gender		Area		Management		Social Group			
	Male	Female	Rural	Urban	Govt.	Aided	SC	ST	OBC	GEN
67.17	65.20	69.13	67.50	63.63	67.17	0.00	67.26	54.29	66.40	67.69

Performance on Learning Outcomes (LOs)

Learning Outcomes	Description	Average Performance(%)
L304	Reads small texts with comprehension i.e., identifies main ideas, details, sequence and draws conclusions	69.27
L312	Reads printed scripts on the classroom walls: poems, posters, charts etc.	62.97

Range of Performance of Students who Answered Correctly							
Below 30%		30% - 50%		50% - 75%		Above 75%	
Number	%	Number	%	Number	%	Number	%
63	9.35	106	15.73	203	30.12	302	44.81

Lowest Performing Learning Outcomes (LOs)

1 - Reads printed scripts on the classroom walls: poems, posters, charts etc. (62.97)

2 - Reads small texts with comprehension i.e., identifies main ideas, details, sequence and draws conclusions (69.27)